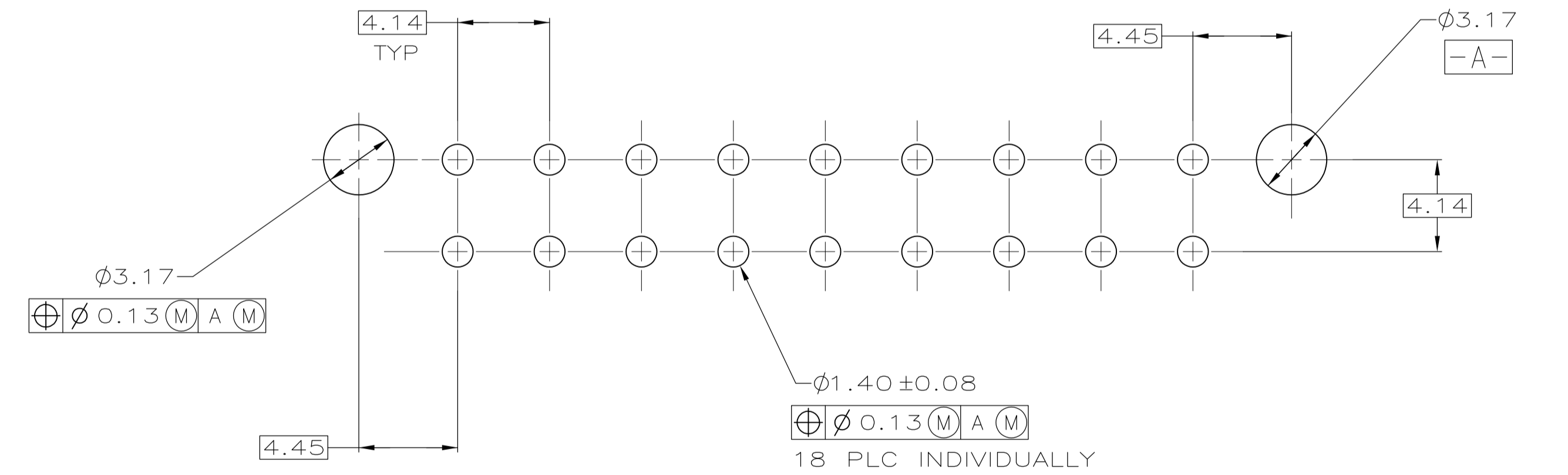
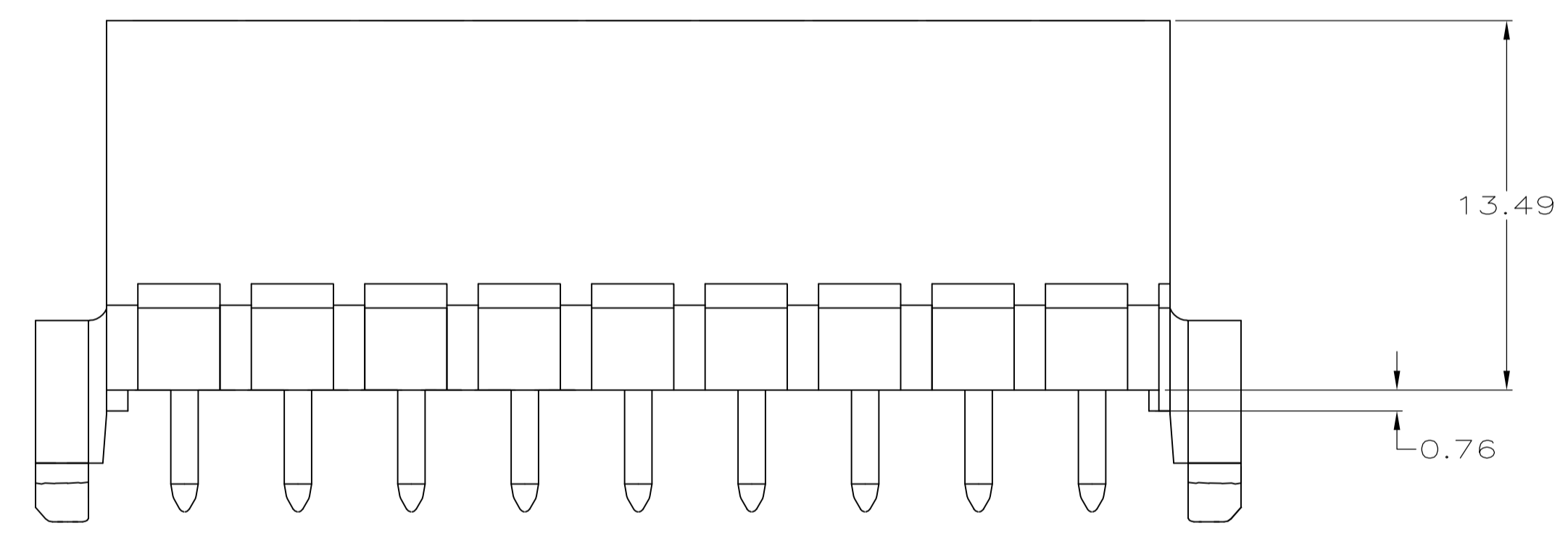
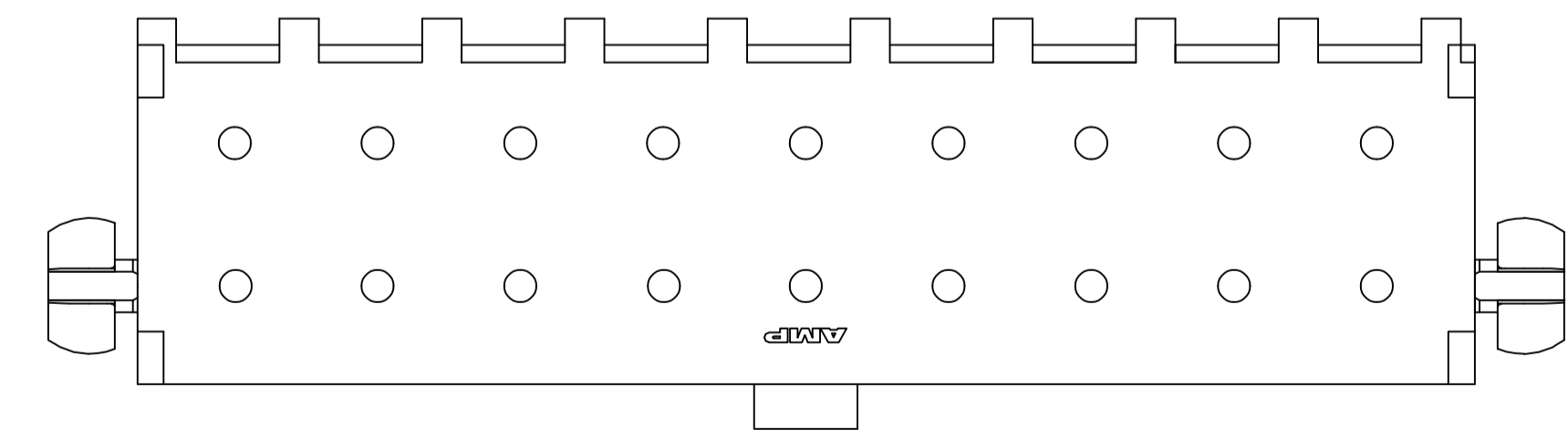


- PINS TO COMPLY WITH AMP SOLDERABILITY SPEC. 108-11-3.
- 0.00381 MIN MATTE TIN LEAD OVER 0.00127 MIN NICKEL.
- 0.00076 MIN GOLD PLATE IN THE LOCALIZED PLATE AREA, 0.00381 MATTE TIN LEAD IN THE LOCALIZED PLATE AREA, BOTH OVER 0.00127 MIN NICKEL.
- 0.00381 MIN MATTE TIN OVER 0.00127 MIN NICKEL.
- 0.00076 MIN GOLD PLATE IN THE LOCALIZED PLATE AREA, 0.00381 MATTE TIN IN THE LOCALIZED PLATE AREA, BOTH OVER 0.00127 MIN NICKEL.



RECOMMENDED MOUNTING HOLE PATTERN FOR 1.57 THICK P.C. BOARD



BRASS, GOLD	NYLON, 94V-0, WHITE	1-794076-1
BRASS, TIN	NYLON, 94V-0, WHITE	1-794076-0
BRASS, GOLD	NYLON, 94V-0, WHITE	794076-2
BRASS, TIN LEAD	NYLON, 94V-0, WHITE	794076-1
PIN CONTACT MATERIAL AND FINISH		PART NUMBER
HOUSING MATERIAL AND COLOR		

THIS DRAWING IS A CONTROLLED DOCUMENT.

DIMENSIONS: mm	TOLERANCES UNLESS OTHERWISE SPECIFIED:	0 PLC ± -	1 PLC ± -	2 PLC ± 0.13	3 PLC ± -	4 PLC ± -	ANGLES ± -
----------------	--	-----------	-----------	--------------	-----------	-----------	------------

MATERIAL	FINISH	WEIGHT	SIZE	CAGE CODE	DRAWING NO	RESTRICTED TO
SEE TABLE	SEE TABLE	-	A1	00779	794076	-

CUSTOMER DRAWING SCALE 5:1 SHEET 1 OF 1 REV E